

DADM-EP

(eng)

(8182)63-90-72
+7(7172)727-132
(4722)40-23-64
(4832)59-03-52
(423)249-28-31
(844)278-03-48
(8172)26-41-59
(473)204-51-73
(343)384-55-89
(4932)77-34-06
(3412)26-03-58
(843)206-01^8

(4012)72-03-81
(4842)92-23-67
(3842)65-04-62
(8332)68-02-04
(861)203-40-90
(391)204-63-61
(4712)77-13-04
(4742)52-20-81
(3519)55-03-13
(495)268-04-70
(8152)59-64-93
(8552)20-53-41

(831)429-08-12
(3843)20-46-81
(383)227-86-73
(4862)44-53-42
(3532)37-68-04
(8412)22-31-16
(342)205-81-47
- - (863)308-18-15
(4912)46-61-64
(846)206-03-16
- (812)309-46-40
(845)249-38-78

(4812)29-41 -54
(862)225-72-31
(8652)20-65-13
(4822)63-31-35
(3822)98-41-53
(4872)74-02-29
(3452)66-21-18
(8422)24-23-59
(347)229-48-12
(351)202-03-61
(8202)49-02-64
(4852)69-52-93

Intermediate-position module DADM-EP

Key features

At a glance

The intermediate-position module enables an intermediate position to be set within the stroke range of pneumatic drives. The module is mounted separately, directly next to the mini slide. A shock absorber retainer must be attached to the


movable part of the drive (e.g. the slide) so that, when advancing, the shock absorber impacts on the stop lever of the intermediate-position module. The position can be precisely set with the aid of the shock absorber.


Key features:

- Can be travelled through from the end position
- Possible to continue on directly from the intermediate position
- Owing to the symmetrical structure, the intermediate position can be approached when advancing or retracting, depending on the assembly
- Pneumatic connection possible from 2 sides
- Easy to assemble
- Position of the stop lever (pivoted in or out) can be checked using the proximity sensor

The technology in detail

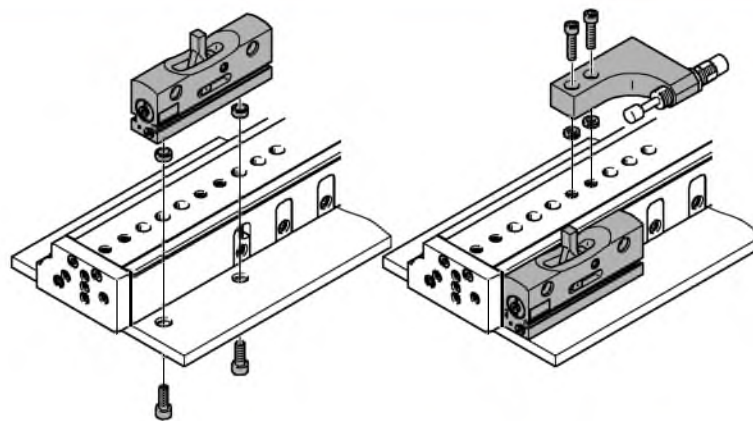
- 1 Stop lever
- 2 Pneumatic connections for pivoting in stop lever
- 3 Pneumatic connections for pivoting out stop lever
- 4 Slot for proximity sensor
- 5 Spring guiding shoe
- 6 Lateral mounting interface (2x)
- 7 Lower mounting interface (2x)



 Note
In the unpressurised state, the spring guiding shoe can be used as manual override for pivoting the stop lever.

Assembly using the mini slide DGSL as an example

The intermediate-position module is fastened on the mounting surface directly next to the mini slide, using 2 screws and centring sleeves. The shock absorber retainer is then fastened to the slide of the mini slide, likewise using 2 screws and centring sleeves.

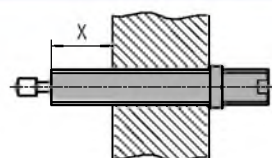


Allocation table for mini slide DGSL and intermediate-position module DADM-EP/shock absorber retainer DADP-ES

Mini slide	Intermediate-position module	Shock absorber retainer
DGSL-12	DADM-EP-G6-10	DADP-ES-G6-12
DGSL-16		DADP-ES-G6-16
DGSL-20	DADM-EP-G6-16	DADP-ES-G6-20
DGSL-25		DADP-ES-G6-25

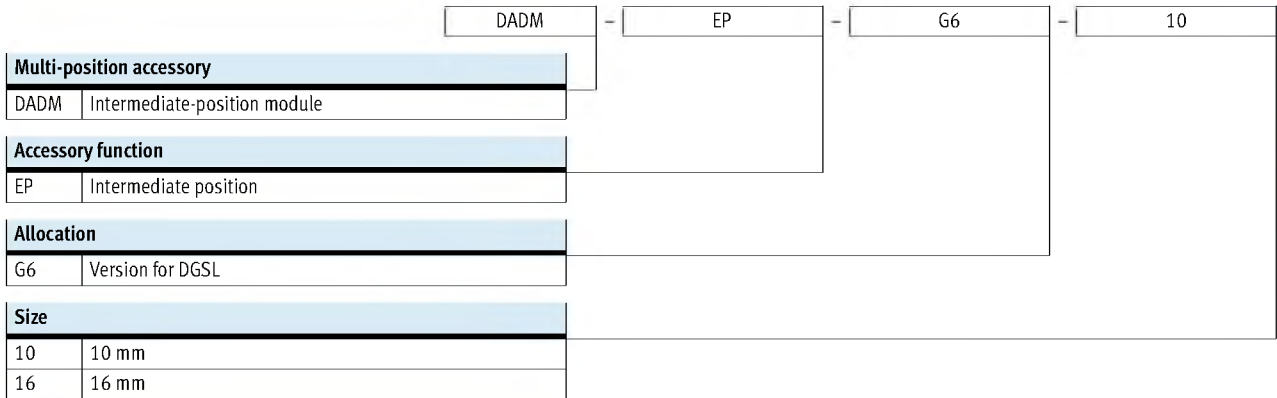
Precision adjustment of the intermediate position

The precision adjustment of the position is carried out using the screw-in depth of the shock absorber. The shock absorber must protrude by at least $X = 1.5 \text{ mm}$.



Intermediate-position module DADM-EP

Type codes



Intermediate-position module DADM-EP

Technical data

Intermediate-position module DADM-EP

Materials:

Housing: Wrought aluminium alloy

Lever: High-alloy stainless steel

RoHS-compliant



General technical data			
Type		DADM-EP-G6-10	DADM-EP-G6-16
Design		Force pilot operated motion sequence	
Pneumatic connection		M3	M5
Max. stop force	[N]	500	1100
Max. impact velocity	[m/s]	0.8	0.8
Maximum pivot time	[ms]	150	
Repetition accuracy	[mm]	±0.02	
Mounting position		Any	
Position sensing		For proximity sensor	
Product weight	[g]	154	340

Operating and environmental conditions			
Operating pressure	[bar]	3 ... 6	
Operating medium		Compressed air to ISO 8573-1:2010 [7:::]	
Note on operating/pilot medium		Lubricated operation possible (in which case lubricated operation will always be required)	
Ambient temperature	[°C]	0 ... +60	
Corrosion resistance class CRC ¹⁾		1	

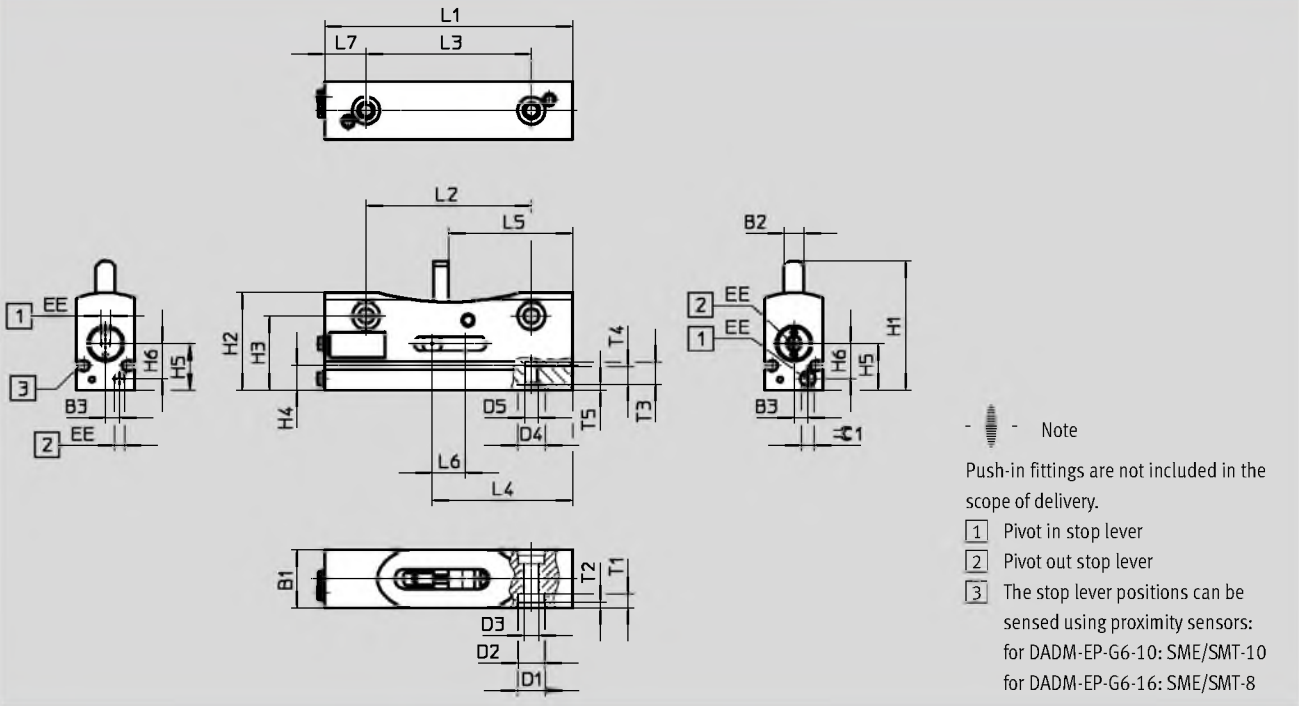
1) Corrosion resistance class CRC 1 to Festo standard FN 940070

Low corrosion stress. For dry indoor applications or transport and storage protection. Also applies to parts behind covers, in the non-visible interior area, and parts which are covered in the application (e.g. drive trunnions).

Intermediate-position module DADM-EP

Technical data

Dimensions and ordering data





Type	B1	B2	B3	D1	D2	D3	D4	D5	EE	H1	H2
			±0.1	∅ H7	∅	∅	∅ H7				
DADM-EP-G6-10	21	7	5	10	9.5	5.5	10	M5	M3	46.9	35.4
DADM-EP-G6-16	26.5	9	5.5	12	11	6.6	12	M6	M5	65.2	47.4

Type	H3	H4	H5	H6	L1	L2	L3	L4	L5	L6	L7
	±0.1		±0.1	±0.1		±0.1	±0.1				
DADM-EP-G6-10	26.9	8.9	16.9	12.7	90	60	60	51	45	12	15
DADM-EP-G6-16	36.4	12.4	23.4	17	120	80	80	68	52.5	16	20

Type	T1	T2	T3	T4	T5	∅1	Part No.	Type
		+0.2			+0.1			
DADM-EP-G6-10	5	2.1	8	6.5	2.1	4.5	1492072	DADM-EP-G6-10
DADM-EP-G6-16	6.8	2.1	10	8	2.1	2.5	1478121	DADM-EP-G6-16

Ordering data

	For size	Description	Part No.	Type	PU ¹⁾
Connector sleeve ZBV Technical data → Internet: zbv					
	12, 16	For centring the intermediate position module (2 pieces included in scope of delivery for the intermediate position module)	560254	ZBV-10-9	10
Centring sleeve ZBH Technical data → Internet: zbh					
	20, 25	For centring the intermediate position module (2 pieces included in scope of delivery for the intermediate position module)	189653	ZBH-12	10

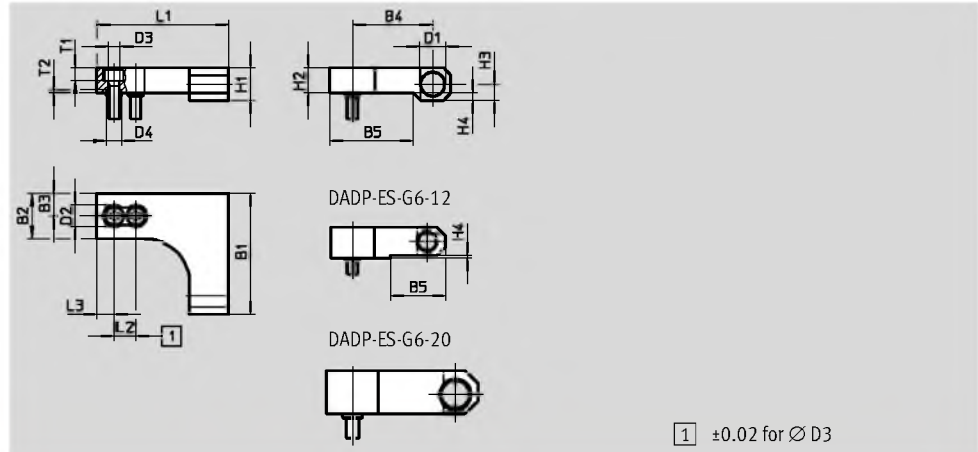
1) Packaging unit quantity

Intermediate-position module DADM-EP

Accessories

Shock absorber retainer DADP-ES

Materials:
Anodised wrought aluminium alloy
RoHS-compliant



Dimensions and ordering data													
Type	B1	B2	B3	B4	B5	D1	D2 ∅	D3 ∅	D4 ∅ H7	H1	H2	H3	H4
DADP-ES-G6-12	53	20	10	34.5	25.5	M10x1	10	5.5	7	13	14	6.5	1
DADP-ES-G6-16	56	21	10.5	37	39.2	M12x1	10	5.5	7	15	12.2	7.5	2.8
DADP-ES-G6-20	70	24	12	47.5	–	M14x1	11	6.6	12	20	20	9	–
DADP-ES-G6-25	80	30	15	54.5	58	M16x1	11	6.6	12	25	14	10	11

Type	L1	L2	L3	T1	T2	Max. stop force [N]	Weight [g]	Part No.	Type
DADP-ES-G6-12	65	10	10	5.7	1.6	500	80	1812471	DADP-ES-G6-12
DADP-ES-G6-16	61	10	8	5.7	1.6	500	70	1812472	DADP-ES-G6-16
DADP-ES-G6-20	85	20	10	6.4	2.6	1100	185	1812473	DADP-ES-G6-20
DADP-ES-G6-25	80	20	10	6.8	2.6	1100	160	1812550	DADP-ES-G6-25

Ordering data					
	For size	Description	Part No.	Type	PU ¹⁾
Centring sleeve ZBH Technical data → Internet: zbh					
	12, 16	For centring the shock absorber retainer (2 pieces included in the scope of delivery of the shock absorber retainer)	186717	ZBH-7	10
Connector sleeve ZBV Technical data → Internet: zbv					
	20, 25	For centring the shock absorber retainer (2 pieces included in the scope of delivery of the shock absorber retainer)	548806	ZBV-12-9	10






1) Packaging unit

Note

- A shock absorber retainer DADP-ES is additionally required when using an intermediate position module
- Operation without cushioning components is not permitted
- Cushioning components are not included in the scope of delivery
- The shock absorbers for mini slides and for the associated shock absorber retainer are of identical size. Shock absorber selection → 7
- The same cushioning component as is used in the end positions of the mini slide is used for cushioning the intermediate position

Intermediate-position module DADM-EP

Accessories


Ordering data							
	For size	For shock absorber retainer	Description	Order code	Part No.	Type	PU ¹⁾
Shock absorber DYEF-...-Y1							Technical data → Internet: dyef
	DGSL-12	DADP-ES-G6-12	Flexible cushioning, without metal stop	P	1179837	DYEF-M10-Y1	1
	DGSL-16	DADP-ES-G6-16			1179840	DYEF-M12-Y1	
	DGSL-20	DADP-ES-G6-20			1179863	DYEF-M14-Y1	
	DGSL-25	DADP-ES-G6-25			1179879	DYEF-M16-Y1	
Shock absorber DYEF-S-...-Y1							Technical data → Internet: dyef
	DGSL-12	DADP-ES-G6-12	Flexible cushioning, without metal stop, short version	E	1152959	DYEF-S-M10-Y1	1
	DGSL-16	DADP-ES-G6-16			1153004	DYEF-S-M12-Y1	
	DGSL-20	DADP-ES-G6-20			1153017	DYEF-S-M14-Y1	
	DGSL-25	DADP-ES-G6-25			1153023	DYEF-S-M16-Y1	
Shock absorber DYEF-...-Y1F							Technical data → Internet: dyef
	DGSL-12	DADP-ES-G6-12	Flexible cushioning, with metal stop	P1	548374	DYEF-M10-Y1F	1
	DGSL-16	DADP-ES-G6-16			548375	DYEF-M12-Y1F	
	DGSL-20	DADP-ES-G6-20			548376	DYEF-M14-Y1F	
	DGSL-25	DADP-ES-G6-25			548377	DYEF-M16-Y1F	
Shock absorber DYSW							Technical data → Internet: dysw
	DGSL-12	DADP-ES-G6-12	Progressive shock absorbers, both ends	Y3	548072	DYSW-7-10-Y1F	1
	DGSL-16	DADP-ES-G6-16			548073	DYSW-8-14-Y1F	
	DGSL-20	DADP-ES-G6-20			548074	DYSW-10-17-Y1F	
	DGSL-25	DADP-ES-G6-25			548075	DYSW-12-20-Y1F	
Reducing sleeve DAYH							
	DGSL-12	DADP-ES-G6-12	For DYSW-5-8	-	1165480	DAYH-5	1
	DGSL-16	DADP-ES-G6-16	For DYSW-7-10		1165484	DAYH-7	
	DGSL-20	DADP-ES-G6-20	For DYSW-8-14		1165488	DAYH-8	
	DGSL-25	DADP-ES-G6-25	For DYSW-10-17		1165491	DAYH-10	

1) Packaging unit quantity



Intermediate-position module DADM-EP

Accessories


Proximity sensors for DADM-EP-G6-10

Ordering data – Proximity sensors for C-slot, magneto-resistive						Technical data → Internet: smt	
	Type of mounting	Switching output	Electrical connection, outlet direction	Cable length [m]	Part No.	Type	
N/O contact							
	Inserted in the slot from above	PNP	Cable, 3-wire, in-line	2.5	551373	SMT-10M-PS-24V-E-2,5-L-OE	
			Plug connector M8x1, 3-pin, in-line	0.3	551375	SMT-10M-PS-24V-E-0,3-L-M8D	
			Plug connector M8x1, 3-pin, lateral	0.3	551376	SMT-10M-PS-24V-E-0,3-Q-M8D	



Ordering data – Proximity sensor for C-slot, magnetic reed

Ordering data – Proximity sensor for C-slot, magnetic reed						Technical data → Internet: sme	
	Type of mounting	Switching output	Electrical connection, outlet direction	Cable length [m]	Part No.	Type	
N/O contact							
	Inserted in the slot from above	Contacting	Plug connector M8x1, 3-pin, in-line	0.3	551367	SME-10M-DS-24V-E-0,3-L-M8D	
			Cable, 3-wire, in-line	2.5	551365	SME-10M-DS-24V-E-2,5-L-OE	
			Cable, 2-wire, in-line	2.5	551369	SME-10M-ZS-24V-E-2,5-L-OE	
	Insertable into the slot lengthwise	Contacting	Plug connector M8x1, 3-pin, in-line	0.3	173212	SME-10-SL-LED-24	
			Cable, 3-wire, in-line	2.5	173210	SME-10-KL-LED-24	



Proximity sensors for DADM-EP-G6-16

Ordering data – Proximity sensor for T-slot, magneto-resistive						Technical data → Internet: smt	
	Type of mounting	Switching output	Electrical connection	Cable length [m]	Part No.	Type	
N/O contact							
	Inserted in the slot from above, flush with the cylinder profile, short design	PNP	Cable, 3-wire	2.5	574335	SMT-8M-A-PS-24V-E-2,5-OE	
			Plug connector M8x1, 3-pin	0.3	574334	SMT-8M-A-PS-24V-E-0,3-M8D	
			Plug connector M12x1, 3-pin	0.3	574337	SMT-8M-A-PS-24V-E-0,3-M12	
		NPN	Cable, 3-wire	2.5	574338	SMT-8M-A-NS-24V-E-2,5-OE	
			Plug connector M8x1, 3-pin	0.3	574339	SMT-8M-A-NS-24V-E-0,3-M8D	

Ordering data – Proximity sensors for T-slot, magnetic reed

Ordering data – Proximity sensors for T-slot, magnetic reed						Technical data → Internet: sme	
	Type of mounting	Switching output	Electrical connection	Cable length [m]	Part No.	Type	
N/O contact							
	Inserted in the slot from above, flush with the cylinder profile	Contacting	Cable, 3-wire	2.5	543862	SME-8M-DS-24V-K-2,5-OE	
			Cable, 2-wire	5.0	543863	SME-8M-DS-24V-K-5,0-OE	
			Plug connector M8x1, 3-pin	2.5	543872	SME-8M-ZS-24V-K-2,5-OE	
			Plug connector M8x1, 3-pin	0.3	543861	SME-8M-DS-24V-K-0,3-M8D	
	Inserted in the slot lengthwise, flush with the cylinder profile	Contacting	Cable, 3-wire	2.5	150855	SME-8-K-LED-24	
			Plug connector M8x1, 3-pin	0.3	150857	SME-8-S-LED-24	

Ordering data – Connecting cables

Ordering data – Connecting cables					Technical data → Internet: nebu	
	Electrical connection, left	Electrical connection, right	Cable length [m]	Part No.	Type	
	Straight socket, M8x1, 3-pin	Cable, open end, 3-wire	2.5	541333	NEBU-M8G3-K-2.5-LE3	
			5	541334	NEBU-M8G3-K-5-LE3	
	Angled socket, M8x1, 3-pin	Cable, open end, 3-wire	2.5	541338	NEBU-M8W3-K-2.5-LE3	
			5	541341	NEBU-M8W3-K-5-LE3	

(8182)63-90-72
+7(7172)727-132
(4722)40-23-64
(4832)59-03-52
(423)249-28-31
(844)278-03-48
(8172)26-41-59
(473)204-51-73
(343)384-55-89
(4932)77-34-06
(3412)26-03-58
(843)206-01-48

(4012)72-03-81
(4842)92-23-67
(3842)65-04-62
(8332)68-02-04
(861)203-40-90
(391)204-63-61
(4712)77-13-04
(4742)52-20-81
(3519)55-03-13
(495)268-04-70
(8152)59-64-93
(8552)20-53-41

(831)429-08-12
(3843)20-46-81
(383)227-86-73
(4862)44-53-42
(3532)37-68-04
(8412)22-31-16
(342)205-81-47
- - (863)308-18-15
(4912)46-61-64
(846)206-03-16
- (812)309-46-40
(845)249-38-78

(4812)29-41-54
(862)225-72-31
(8652)20-65-13
(4822)63-31-35
(3822)98-41-53
(4872)74-02-29
(3452)66-21-18
(8422)24-23-59
(347)229-48-12
(351)202-03-61
(8202)49-02-64
(4852)69-52-93